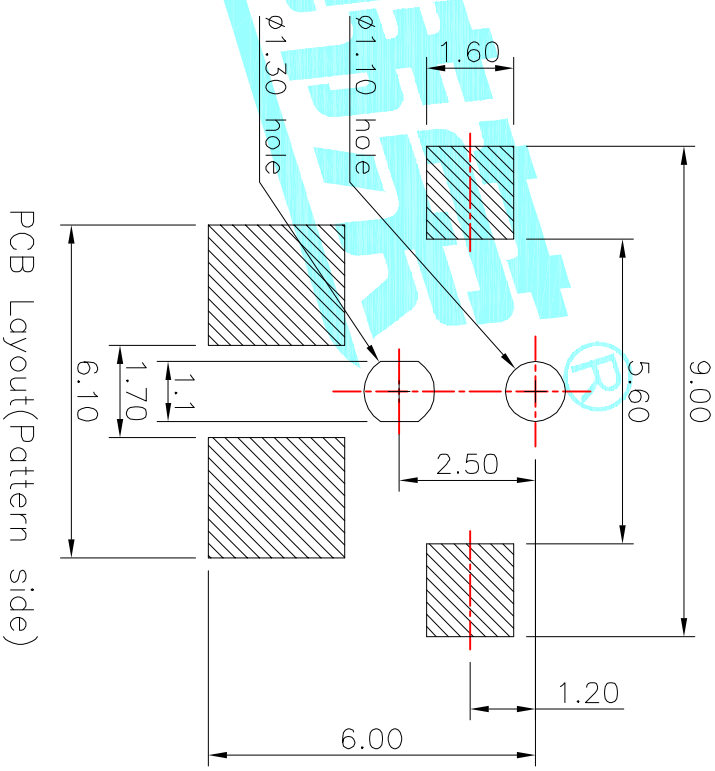
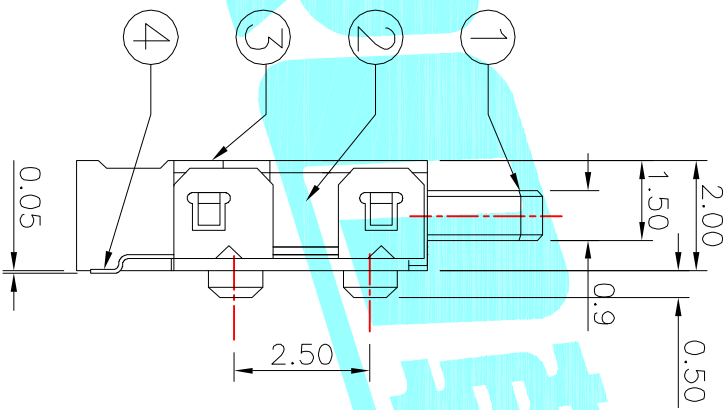
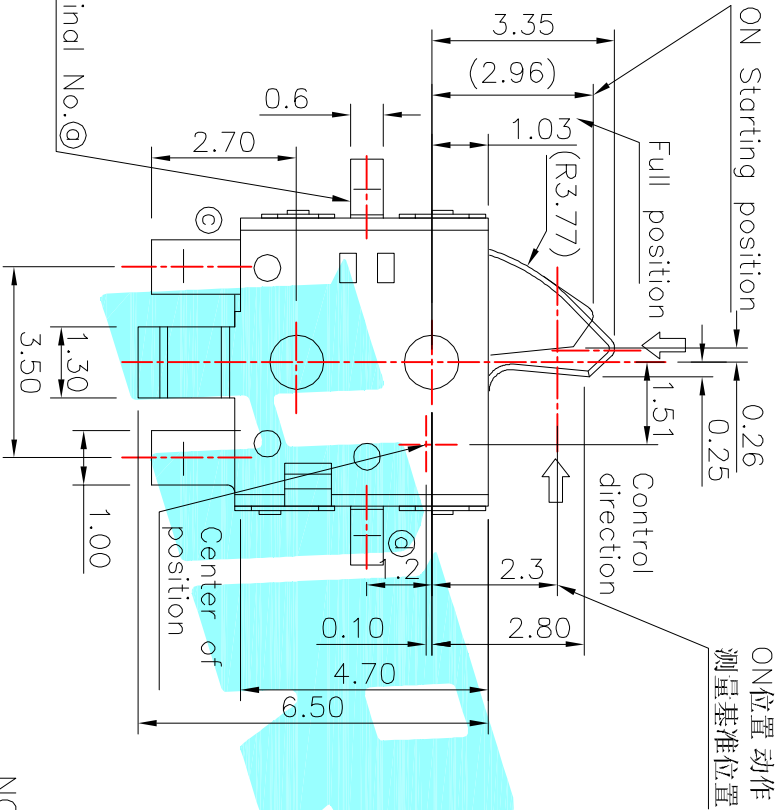


Circuit Diagram



PCB Layout (Pattern side)

NOTE:
 Rating: DC 20V 50mA
 Operating Force: 20±10gf
 Lifetime: 100,000 Cycles

ITEM	PART NAME	TER'NO.	QTY.	MATERIAL	FINISHING	REMARK
⑤	Spring	—	1	SUS	Ag Plated	—
④	Terminal	—	4	Phosphor Bronze	Ag Plated	—
③	Cover	—	1	PA46	Black	—
②	Base	—	1	PA46	Black	—
①	Slider	—	1	PA46	Black	—

APPROVALS		DATE	TITLE:	
DRAWN	J.X.Zhang	2013/9/22	DETECTOR SWITCHS	
CHECKED			ELECTRONICS CO.,LTD	
APPROVALS			K5-1616SA-02	

ECN NO.	REV.	DATE.	DESCRIPTION.	CHANGE.	CHECK.	APPRO.	TOLERANCES ARE	ANGLE	UNIT:	SCALE:	PROJ:	SHEET
	A		NEW				30~12.5 ±0.30	±2°	mm	1:1	PROJ: ①	1 OF 1
							10~30 ±0.20					
							5~10 ±0.15					
							~5 ±0.10					