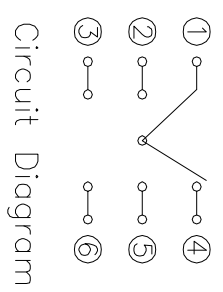
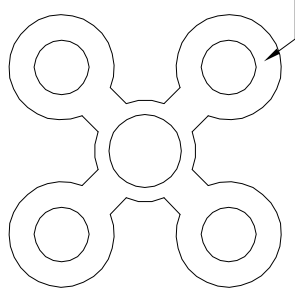
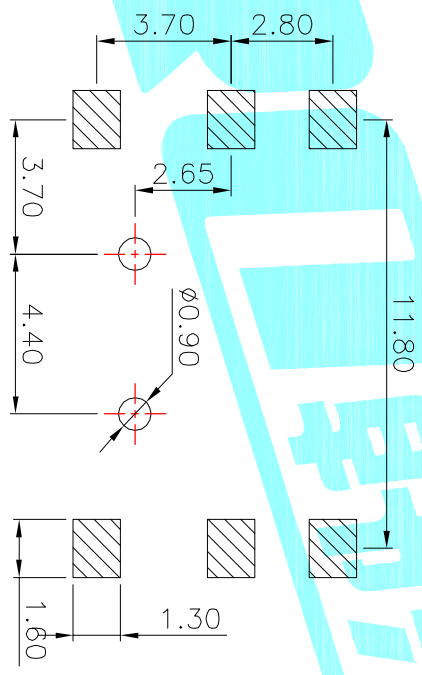


Operating force: 4-Direction 250±80gf  
Center push 250±80gf



PCB Layout (Pattern side)



F1	○	○	○	○	○	○
F2	○	○	○	○	○	○
F3	○	○	○	○	○	○
F4	○	○	○	○	○	○
F5	○	○	○	○	○	○

ITEM	PART NAME	TER. NO.	QTY.	MATERIAL	FINISHING	REMARK
⑦	Contact	—	5	F.Ag/SUS	—	—
⑥	Terminal	—	6	Bross(0.20)	Plating silver	—
⑤	Contact gasket	—	1	F.Ag/Cu	—	—
④	Base	—	1	LCP	Black	—
③	Cover	—	1	SUS	—	—
②	Axle sleeve	—	1	LCP	Black	—
①	Keystroke	—	1	PA46	Black	—

APPROVALS	DATE	TITLE
DRAWN J.X.Zhang	2013/7/15	MULTIFUNCTIONAL SWITCHES



ELECTRONICS CO., LTD

ECN NO.	REV.	DATE.	DESCRIPTION.	CHANGE.	CHECK.	APPRO.
—	A	—	NEW	—	—	—

CHECKED	APPROVALS	TOLERANCES ARE	ANGLE	UNIT: mm	SCALE: 1:1	PROJ:	SHEET 1 OF 1
—	—	30~12.5 ±0.30 10~30 ±0.20 5~10 ±0.15 ~5 ±0.10	±2°	—	—	—	—